



## Year 6 – 7 Transition Project

# Welcome to Drama



## Drama *Miss Kakouris & Miss Bell*



Dear Year 7,

Drama is a practical subject so be ready to be active, a team player and creative! You will explore: Still Images, Thought Tracking, Devising, Silent Movies whilst developing your acting skills, communication skills, confidence and so much more.


You will have drama for one hour a week in the Drama Theatre or Drama Studio.

As well as your drama lessons we always have extra-curricular events. Next year, 2021, we are going to do a Play in December and a Musical in the summer, alongside so many other music events.

We look forward to welcoming you to the Drama Department very soon!

Miss Kakouris and Miss Bell

Each task leads onto to the next. There is a performance challenge at the very end too 😊

Keep your eyes peeled for  Whenever you see it, you will be given a new drama key word.

**Section One: Responding to a stimulus**




**STIMULUS:** A stimulus is a starting point for creating a piece of drama. It can be anything that generates ideas.

**TASK:** Look at the stimulus below and write down any ideas that come to mind.

1)



2)



3) 'I can explain!'

## Section Two: Developing a Character



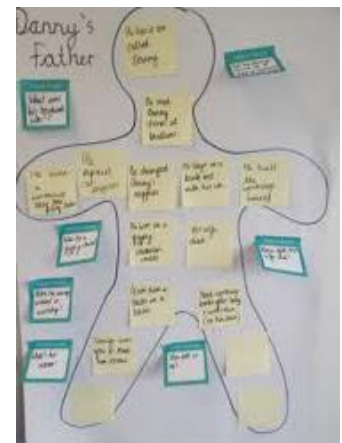
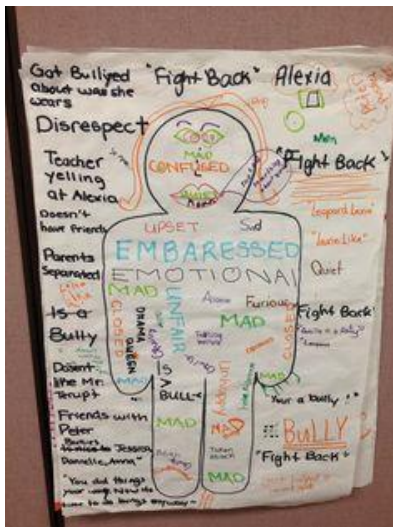
**Role on the Wall:** A role on the wall is a great way to create and analyse a character and use your imagination.

The inside of the gingerbread man is all about the character themselves, how they feel and what they think. The area outside the gingerbread man is what other characters think of your chosen character, any facts about them from the story and what they look like.

**Task:** Pick your favourite stimulus and idea from above. Create a character by completing a role on the wall.

**Extension:** You could add a costume design to your character too. Be creative!

Extra help: Please see here some examples of a completed role on the wall



**Instructions:**


On the inside of your favourite film/cartoon character you must answer the below points:

- |                                     |   |          |
|-------------------------------------|---|----------|
| • Emotions he/she is really feeling | • Confidence                                      | • Wealth |
| • Likes and Dislikes                | • Relationships                                   | • Health |
| • Hopes and fears                   | • His/hers honest feelings about other characters |          |

On the outside of your favourite film/cartoon character you must answer the below points:

- |                                   |  |           |
|-----------------------------------|--|-----------|
| • How they appear to others       | • The feelings he shows about his other characters | • Hobbies |
| • Name                            |  | • Age     |
| • Things that they've experienced |  | • Job     |

**CHARACTER NAME:** \_\_\_\_\_



### Section Three: Developing a Storyline

Following your chosen stimulus and ideas, create a storyboard mapping out the beginning, middle and end.

**TASK:** On the left draw what would happen and, on the right, write a description of what's happening.

Beginning:

---

---

---

---

---

---

---

Middle:

---

---

---

---

---

---

---

End:

---

---

---

---

---

---

---

