

# Year 6 – 7 MFL Transition Project



## French and Spanish



# Introduction

*Bonjour* and *Hola* Year 6! We hope you are safe, well and looking forward to joining us in the languages department as much as we are looking forward to welcoming you!

By now you might have picked the language you would like to learn at Abbey Park School, or you might still be undecided. This project is designed to help you get a head start on your chosen language... or you might want to have a go at both languages in this booklet if you are still unsure! Have you done much language learning in Y6?

This project is designed for you to show off any French or Spanish you might already know, and to learn some useful vocabulary that we will use in Y7.

By completing the activities within this booklet, we will develop the following skills:

- ✓ Recognising greeting and introductions
- ✓ Understanding key words that we use in every MFL lesson
- ✓ Developing descriptive language and translation skills

Complete the tasks in a way that suits you, either in the booklet itself, or on the computer. All we ask is that you **bring this work with you in September**, as we will be using it in our first lesson.

We look forward to meeting you all. If you have any questions, please feel free to contact us:

Mrs E. Mochan – Head of MFL (Modern Foreign Languages)

[mochne@lydiardparkacademy.org.uk](mailto:mochne@lydiardparkacademy.org.uk)



**Task 01: Show what you know!**

Note down any words or phrases you already know in **French** or **Spanish**. You can make a mind map or just write a list. If you are using both languages, use a different colour for each language:




*Culture task: do you know anything about any countries that speak **French** or **Spanish**? Note down some interesting facts that you would like to share:*

E.G the capital  
of France is...

**TASK 02A: Basic introductions**

**French**

Look at the word snake:  
Can you identify these phrases?



Hello:

Hi:

What is your name?:

My name is Nicolas:

How are you?:

Yes, I am well thank you:

Good bye:

See you soon:

*Super challenge! Can you use these phrases to make a short French conversation? Add more bubbles if you need to:*



**TASK 02B: Basic introductions**

**Spanish**

Look at the word snake:

Can you identify these phrases?

Hola¿comotellamas?mellamoMarco¿Como  
estas?Biengraciasadios¡hastapronto!

- Hi:
- What is your name?:
- My name is Marco:
- How are you?:
- I am well thank you:
- Good bye:
- See you soon!:

*Super challenge! Can you use these phrases to make a short Spanish conversation? Add more bubbles if you need to:*

Six empty speech bubbles arranged in a staggered pattern, intended for students to write a short Spanish conversation.



### **TASK 03: Key Terms**

You might be familiar with these important words as you will have used them in your English lessons. We use them all the time in MFL too! Note down what they mean:

VERB:

ADJECTIVE:

NOUN:

PRONOUN:

Another one we use a lot in language lessons is...

**COGNATE:** *a word that is the same in English and another language.*

Here are some examples:

**French:** restaurant tennis pizza croissant bowling

**Spanish:** terrible doctor animal digital rugby

A **NEAR-COGNATE** is a word that is *similar* to the English, but not quite the same. Can you work out these NEAR-COGNATES?

**French:** parc téléphone fantastique chocolat

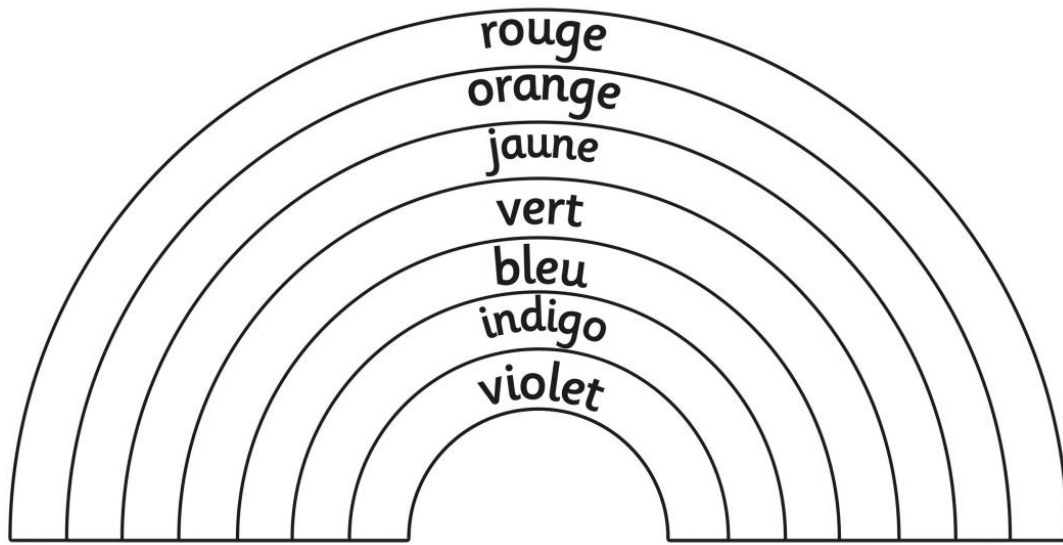
**Spanish:** febrero perfecto rápido misterioso

*They are really useful as they can help us to understand new vocabulary. If you think you know any more, or decide to research this further, note some examples below!*

### TASK 04A:

**French Colours:** Earlier we revised what an ADJECTIVE is. Colours are adjectives. Colour in the rainbow then colour in the animals to match their descriptions!

### Arc en ciel




l'éléphant est bleu

la giraffe est jaune et orange

le lion est orange et jaune

le crocodile est vert

le singe est rouge



Have a go at translating these! Can you spot the COGNATES or NEAR-COGNATES?

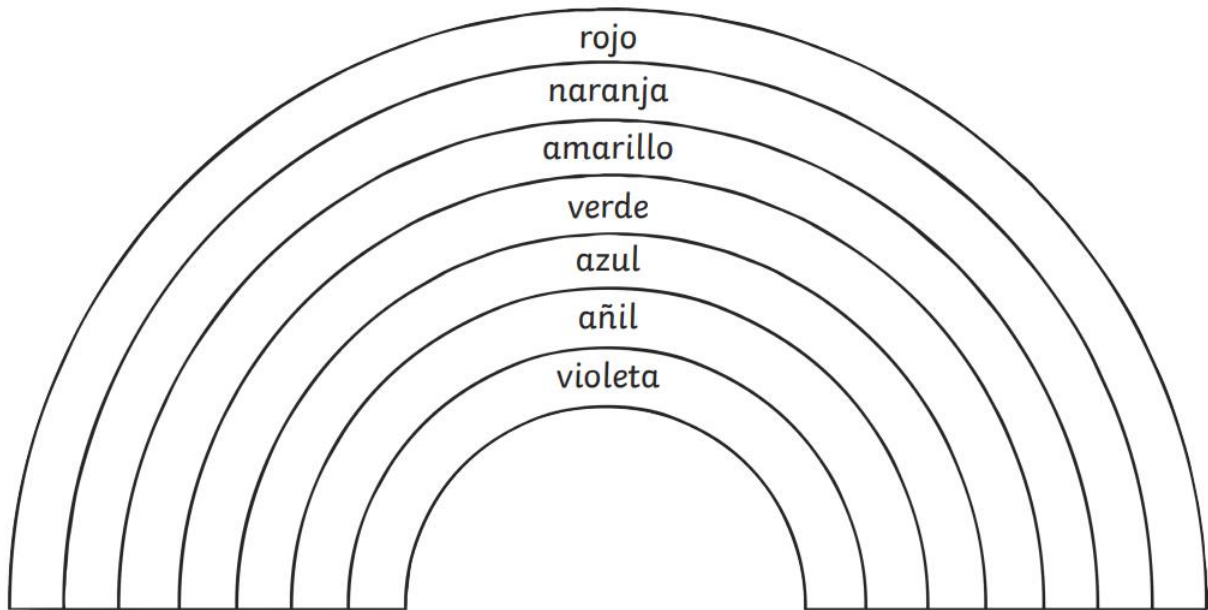
1. L'éléphant est énorme et bleu
2. Le panda est intelligent
3. Le léopard est rapide
4. Le tigre est orange
5. The monkey is intelligent
6. The lion is fast
7. The crocodile is green and enormous



**TASK 04B:**

**Spanish Colours:** Earlier we revised what an **ADJECTIVE** is. Colours are adjectives. Colour in the rainbow then colour in the animals to match their descriptions!

## El arcoíris




el elefante es azul

el jirafa es amarillo y naranja

el león es amarillo y naranja

el cocodrilo es verde

el mono es rojo



Have a go at translating these! Can you spot the **COGNATES** or **NEAR-COGNATES**?

1. El elefante es azul y enorme
2. El panda es inteligente
3. El leopardo es rápido
4. El tigre es naranja
5. The monkey is intelligent
6. The lion is fast
7. The crocodile is green and enormous

